




# Home Learning for Week Monday 11<sup>th</sup>-Friday 15<sup>th</sup> January

Our theme for this week is The Emperor Penguin and the Antarctic

\*\*Please note: Every time you see this symbol  it means that there is a video/link to watch. All links will be on Seesaw each morning.

*If you are having any problems or need to contact me please message me on Seesaw or by sending an email to [creaghnsocarty@gmail.com](mailto:creaghnsocarty@gmail.com)*

	Monday 11th	Tuesday 12th	Wednesday 13th	Thursday 14th	Friday 15th
<u>English</u>	<u>Oral Language</u> Tell Mrs. Carty about your Christmas holidays. Send a recording or video and upload to Seesaw.	<u>Reading</u> Practice your tricky words. Link on Seesaw  <u>Reader</u> – 'I Can'	<u>Reading</u> Practice reading and making CVC words with letters in blue pouch.  <u>Read aloud</u> Watch and listen to the story 'The Emperor's Egg'-	<u>Reading</u> New Tricky Words See Seesaw  <u>Reader</u> You will find reader on Seesaw	<u>Rhyme families</u> See Seesaw video. Use your letters in your blue pouch to make some word families   Pick one of your favourite


		You will find reader on Seesaw.	Link on Seesaw.		books from home and look for some of your tricky words as you read.
<p><u>Sounds and Letters</u></p> <p>Revise sounds and actions in Sounds Book A. Watch video which will go through letters and sounds we know so far.</p> 	<p><u>Jolly Phonics</u></p> <p>Revise letters s, a, t, l, p, n,  <a href="https://www.youtube.com/watch?v=klKuKKuPE4o">https://www.youtube.com/watch?v=klKuKKuPE4o</a></p> <p>Action sound and name of letter. Discuss some words beginning or ending with these letters.</p>	<p><u>Jolly Phonics</u></p> <p>Revise letters ck, e, h, r, m, d  <a href="https://www.youtube.com/watch?v=RhHnTHRbINw">https://www.youtube.com/watch?v=RhHnTHRbINw</a></p> <p>Show me action, sound and name of letter. Can you say some words that begin or end with the letter 'c' etc?</p>	<p><u>Jolly Phonics</u></p> <p>We are learning the letter 'b' today  <a href="https://www.youtube.com/watch?v=oIKTagbfo9Y">https://www.youtube.com/watch?v=oIKTagbfo9Y</a></p> <p>Complete 'b' page in Jolly Phonics booklet</p> 	<p><u>Jolly Phonics</u></p> <p>Revise letters g, o, u, l, f  <a href="https://www.youtube.com/watch?v=7H-kx4No61E">https://www.youtube.com/watch?v=7H-kx4No61E</a></p> <p>Show me action, sound and name of letter. Can you say some words that begin or end with the letter 'c' etc?</p>	
<p><u>Writing</u></p> <p>Mrs. Murphy's</p>	<p><u>Writing</u></p> <p>Mrs. Murphy's</p>	<p><u>Writing</u></p> <p>Mrs. Murphy's</p>	<p><u>Writing</u></p> <p>Mrs. Murphy's</p>	<p><u>Writing</u></p> <p>Do some Free Writing</p>	

	Complete 1 page	Complete 1 page	Complete 1 page	Complete 1 page	Write your name/Write some tricky words/CVC words/Writing patterns
<u>Maths</u>		<u>Number 1-Revision</u>  Talk about the number 1. Where can you see the number 1 in your house? Can you find one object? Try it with the other numbers i.e. 2, 3, 4, 5. Ask child to draw, show them your fingers depending on what number you are on. Listen to and watch '5 Little Penguins'  <a href="https://www.youtube.com/watch?v=72pmY6iUrM">https://www.youtube.com/watch?v=72pmY6iUrM</a>	<u>Number formation</u>  Children should know how to form numbers 1, 2 and 3. Try to practice forming numbers through writing, making with playdoh, matchsticks or even using shaving foam on a flat surface. Complete pg. 10 in yellow Busy at Maths book. (Number 1) The rhyme for writing the number 1 is 'Number 1 is like a stick a short line that is very quick'. Encourage child to say it while writing.	<u>Counting Objects</u>  Play 'Show me'. You will need 10 counters- sweets/pasta/crayons. Ask your child to show you an amount. E.g. Show me 5. Show me 7 etc. Make sure that child is touching each object with their finger as they are counting and pushing it towards you so they don't count it twice. Get child to ask adult to show them amounts. Make sure they check that you are right.	<u>Number 2 – Revision</u>  Talk about the number 2. Where can you see the number 2 in your house? Can you find two objects? Discuss a pair – We wear a pair of socks/shoes/gloves etc. Ask child to draw a set of 2 things. Complete page in Busy at Maths. 11 – Encourage child to say rhyme when writing the Number 2 is 'Around the back on the railway track choo choo'

Gaeilge		Gaeilge: See Seesaw for activity.	Gaeilge: See Seesaw for activity.	Gaeilge: See Seesaw for activity.	Gaeilge: See Seesaw for activity.
---------	--	-----------------------------------	-----------------------------------	-----------------------------------	-----------------------------------

## Menu of activities

\*\*Please note: These activities are optional-please do not feel pressure to get everything done. This is just a guide. It is more important to get our core subjects (English and Maths) covered. There are also a lot more optional activities on the school website if you would like to have a look there too. [creaghnsnsonline.ie](http://creaghnsnsonline.ie)


























<u>Geography:</u> The Emperor Penguin <a href="https://www.youtube.com/watch?v=ANi-ckSlabU">https://www.youtube.com/watch?v=ANi-ckSlabU</a> Facts about penguins <a href="https://www.youtube.com/watch?v=O8qilxaBR20">https://www.youtube.com/watch?v=O8qilxaBR20</a>	<u>Art</u> Kids Art Hub Draw a Penguin into your copy <a href="https://www.youtube.com/watch?v=MilR2D3cJRY">https://www.youtube.com/watch?v=MilR2D3cJRY</a> Playdoh-Make a penguin out of playdoh or marla.	<u>Music</u> Beat – Keeping the beat to the music Watch out for Ms. Lohan’s video -Link on Seesaw Thank you Ms.Lohan!! 
<u>P.E.</u> Learn a penguin Dance <a href="https://www.youtube.com/watch?v=uf0uKmkKwnKs">https://www.youtube.com/watch?v=uf0uKmkKwnKs</a>	<u>Maths</u> Do a page of your choice from your maths booklet in your homework folder.	<u>Drama</u> Watch the weather every day this week on News2day. <a href="https://trte.rte.ie/news2day/">https://trte.rte.ie/news2day/</a> Become a weather reporter. Get dressed up and use a bottle or other prop for your microphone and report the weather for today. Send a news report to Ms.Carty. I would love to see you being a weather man/woman.

<p><u>Pre-Reading Book (In Homework folder)</u></p>	<p><u>Science</u> Keep a diary of the weather Draw a picture of what today looks and feels like into your copy. Discuss the weather – ‘It is cold today’ ‘It feels cold/chilly’ ‘There is frost on the ground’ (Print out pages below if you wish)</p>	<p><u>Oral Language/Gaeilge</u> What do we wear during the winter? Sesame Street Video <a href="https://youtu.be/oE4UvssRheg">https://youtu.be/oE4UvssRheg</a> Collect some winter clothes from around your house? What are the Irish words for these things?</p>
---	--	---

# What Is the Weather Today?

Monday	Tuesday	Wednesday	Thursday	Friday


# What Is the Weather Today?

 twinkl.co.uk	 twinkl.co.uk	 twinkl.co.uk	 twinkl.co.uk	 twinkl.co.uk
 twinkl.co.uk	 twinkl.co.uk	 twinkl.co.uk	 twinkl.co.uk	 twinkl.co.uk
 twinkl.co.uk	 twinkl.co.uk	 twinkl.co.uk	 twinkl.co.uk	 twinkl.co.uk
 twinkl.co.uk	 twinkl.co.uk	 twinkl.co.uk	 twinkl.co.uk	 twinkl.co.uk
 twinkl.co.uk	 twinkl.co.uk	 twinkl.co.uk	 twinkl.co.uk	 twinkl.co.uk



