











Home Learning for Week Monday 11th-Friday 15th January



Our theme for this week is The Emperor Penguin and the Antarctic


**Please note: Every time you see this symbol  it means that there is a teacher video to watch. All links will be on Seesaw each morning.

**Every time you see this symbol  you are invited to send picture/recording back to teacher so that she can give you some positive feedback. These are only suggestions so if you would like to send on other pictures/recordings of other activities please feel free to do so. 

	Monday 11th	Tuesday 12th	Wednesday 13th	Thursday 14th	Friday 15th
<u>English</u>	<p><u>Oral Language</u></p> <p>Tell Ms. Lohan about your Christmas holidays.</p> <p>Send a recording or video and upload to Seesaw. (a few</p>	<p><u>Reading</u></p> <p>Practice your tricky words. Watch Ms. Lohan -Link on Seesaw</p> 	<p><u>Reading</u></p> <p>Practice reading and making CVC words with letters in blue pouch.</p> <p><u>Read aloud</u></p>	<p><u>Reading</u></p> <p>New Tricky Words</p> <p>Watch Ms. Lohan</p> 	<p><u>Rhyme families</u></p> <p>See Seesaw video. Use your letters in your blue pouch to make some word families</p>

<p>sentences will be fine)</p> 	<p><u>Reader</u> – ‘I Can’</p> <p>You will find reader on Seesaw. Send a video back on Seesaw of your child reading.</p> 	<p>Watch and listen to Ms. Lohan read ‘The Emperor’s Egg’-Link on Seesaw. Answer questions and pause the video as you wish.</p> 	<p><u>Reader</u> – ‘Building with Blocks’</p> <p>You will find reader on Seesaw. Send a video back on Seesaw of your child reading.</p> 	 <p>Pick one of your favourite books from home and look for some of your tricky words as you read.</p>
<p><u>Sounds and Letters</u></p> <p>Revise sounds and actions in Sounds Book A. Watch Ms. Lohan going through letters and sounds we know so far.</p>  <p>Play your sounds game in your homework folder.</p>	<p><u>Jolly Phonics</u></p> <p>Revise letters s, a, t, i, p, n, https://www.youtube.com/watch?v=klKuKKuPE4o</p> <p>Action sound and name of letter. Discuss some words beginning or ending with these letters.</p>	<p><u>Jolly Phonics</u></p> <p>Revise letters ck, e, h, r, m, d https://www.youtube.com/watch?v=RhHnTHRbINw</p> <p>Show me action, sound and name of letter. Can you say some words that begin or end with the letter ‘c’ etc?</p>	<p><u>Jolly Phonics</u></p> <p>We are learning the letter ‘b’ today https://www.youtube.com/watch?v=oIKTaqbfo9Y</p> <p>Complete ‘b’ page in Jolly Phonics booklet</p> 	<p><u>Jolly Phonics</u></p> <p>Revise letters g, o, u, l, f https://www.youtube.com/watch?v=7H-kx4No61E</p> <p>Show me action, sound and name of letter. Can you say some words that begin or end with the letter ‘c’ etc?</p>


	<p>Cut out counters, make the dice. Take turns. You have to say the letter sound, name and something beginning with that letter to be able to cover over the letter.</p>				
	<p><u>Writing</u> Mrs. Murphy's Complete 1 page</p>	<p><u>Writing</u> Mrs. Murphy's Complete 1 page</p>	<p><u>Writing</u> Mrs. Murphy's Complete 1 page Send a picture of your writing so far on Seesaw. </p>	<p><u>Writing</u> Mrs. Murphy's Complete 1 page</p>	<p><u>Writing</u> Do some Free Writing Write your name/Write some tricky words/CVC words/Writing patterns Send teacher a picture of you free writing on Seesaw. </p>

<p><u>Maths</u></p>		<p><u>Number 1-Revision</u></p> <p>Talk about the number 1. Where can you see the number 1 in your house? Can you find one object? Try it with the other numbers i.e. 2, 3, 4, 5. Ask child to draw, show them your fingers depending on what number you are on. Listen to and watch '5 Little Penguins'</p> <p>https://www.youtube.com/watch?v=72pmY6iUrM</p>	<p><u>Number formation</u></p> <p>Children should know how to form numbers 1, 2 and 3. Try to practice forming numbers through writing, making with playdoh, matchsticks or even using shaving foam on a flat surface. Complete pg. 10 in yellow Busy at Maths book. (Number 1) The rhyme for writing the number 1 is 'Number 1 is like a stick a short line that is very quick'. Encourage child to say it while writing.</p>	<p><u>Counting Objects</u></p> <p>Play 'Show me'.</p> <p>You will need 10 counters- sweets/pasta/crayons. Ask your child to show you an amount. E.g. Show me 5. Show me 7 etc. Make sure that child is touching each object with their finger as they are counting and pushing it towards you so they don't count it twice. Get child to ask adult to show them amounts. Make sure they check that you are right.</p>	<p><u>Number 2 – Revision</u></p> <p>Talk about the number 2. Where can you see the number 2 in your house? Can you find two objects? Discuss a pair – We wear a pair of socks/shoes/gloves etc. Ask child to draw a set of 2 things. Complete page in Busy at Maths. 11 – Encourage child to say rhyme when writing the Number 2 is 'Around the back on the railway track choo choo'.</p> <p>Send pictures of pg 10 & 11 in Busy at Maths to teacher on Seesaw</p> 
---------------------	--	---	--	---	---

Gaeilge		Gaeilge: See Seesaw for activity.	Gaeilge: See Seesaw for activity.	Gaeilge: See Seesaw for activity.	Gaeilge: See Seesaw for activity.

Menu of activities

**Please note: These activities are optional-please do not feel pressure to get everything done. This is just a guide. It is more important to get our core subjects (English and Maths) covered. There are also a lot more optional activities on the school website if you would like to have a look there too. creaghsonline.ie

<p style="text-align: center;"><u>Geography:</u> The Emperor Penguin https://www.youtube.com/watch?v=ANi-ckSlabU Facts about penguins https://www.youtube.com/watch?v=O8qilxaBR20</p>	<p style="text-align: center;"><u>Art</u> Kids Art Hub Draw a Penguin into your copy https://www.youtube.com/watch?v=MilR2D3cJRY Playdoh-Make a penguin out of playdoh or marla.</p>	<p style="text-align: center;"><u>Music</u> Beat – Keeping the beat to the music Watch out for Ms. Lohan’s video -Link on Seesaw </p>
<p style="text-align: center;"><u>P.E.</u> Learn a penguin Dance https://www.youtube.com/watch?v=uf0uKmkwnks</p>	<p style="text-align: center;"><u>Maths</u> Do a page of your choice from your maths booklet in your homework folder.</p>	<p style="text-align: center;"><u>Drama</u> Watch the weather every day this week on News2day. https://trte.rte.ie/news2day/ Become a weather reporter. Get dressed up and use a bottle or other prop for your microphone and report the weather for today. Send a news report to Ms. Lohan. I would love to see you being a weather man/woman.</p>
<p style="text-align: center;"><u>English-Sounds and letters</u> Play your sounds game in your homework folder</p>	<p style="text-align: center;"><u>Science</u> Keep a diary of the weather Go outside and describe what the weather looks like, feels like. Draw a picture of what today looks and feels like into your copy. Discuss the weather – ‘It is cold today’ ‘It feels cold/chilly’ ‘There is frost on the ground’ (Print out pages below if you</p>	<p style="text-align: center;"><u>Oral Language/Gaeilge</u> What do we wear during the winter? Sesame Street Video https://youtu.be/oE4UvssRheg Collect some winter clothes from around your house? What are the Irish words for these things?</p>


























	wish)	
--	-------	--

What Is the Weather Today?

Monday	Tuesday	Wednesday	Thursday	Friday
--------	---------	-----------	----------	--------

<hr/> <hr/> <hr/> <hr/>	<hr/> <hr/> <hr/> <hr/>	<hr/> <hr/> <hr/> <hr/>	<hr/> <hr/> <hr/> <hr/>	<hr/> <hr/> <hr/> <hr/>

What Is the Weather Today?

 twinkl.co.uk	 twinkl.co.uk	 twinkl.co.uk	 twinkl.co.uk	 twinkl.co.uk
 twinkl.co.uk	 twinkl.co.uk	 twinkl.co.uk	 twinkl.co.uk	 twinkl.co.uk
 twinkl.co.uk	 twinkl.co.uk	 twinkl.co.uk	 twinkl.co.uk	 twinkl.co.uk
 twinkl.co.uk	 twinkl.co.uk	 twinkl.co.uk	 twinkl.co.uk	 twinkl.co.uk
 twinkl.co.uk	 twinkl.co.uk	 twinkl.co.uk	 twinkl.co.uk	 twinkl.co.uk

